



Pennsylvania Voter Registration Application

Register to vote

With this form, you can register to vote in elections in Pennsylvania.

You can also use this form to:

- **Change the information on your Pennsylvania voter registration.**
- **Register with a political party or change the party you have selected.**

If you are currently registered to vote in Pennsylvania, you do not have to use this form unless you have moved or changed your name.

To register you must:

- Be a United States citizen for at least one month before the next election.
- Be a resident of Pennsylvania and your election district for at least 30 days before the next election.
- Be at least 18 years of age on the day of the next election.

Register online

You can also register to vote on the web.

Go to register.votesPA.com.

Send or deliver this form

To be registered in the next election, mail or deliver your application form to your county voter registration office at least 30 days before the next election.

Addresses for all Pennsylvania counties are listed on page 2.

If your registration is accepted, you will receive a Voter Registration Card from your county by nonforwardable mail.

Your registration is not complete until processed and accepted by your county voter registration office.

If you do not receive your Voter Registration Card within 14 days, contact your county voter registration office.

Verifying your identity

When you vote for the first time in your election district, you must show a form of identification.

For a complete list of acceptable forms of photo and non-photo identification, visit www.votesPA.com/ID or call your County Board of Elections or **1-877-VOTESPA (1-877-868-3772)**.

In the military?

If you are on active duty or you are a hospitalized or bedridden veteran, you can register at any time. See www.fvap.gov for more information.

College student in Pennsylvania?

If you are a college student who attends college in Pennsylvania, you can register where you live while attending school.

For more information, see www.votesPA.com.

You may only register and vote in one place.

In prison or convicted of a felony?

If you meet all other requirements, you may register and vote if:

- You are in prison awaiting trial but have not been convicted.
- You are in prison after being convicted of a misdemeanor only.
- You have been released from prison or a halfway house after completing your term of incarceration.
- You are on probation or released on parole.
- You are under house arrest.

You should register at the address where you live, except that you cannot use a prison or half-way house address for your registration. See www.votesPA.com for more information.

Questions?

Call your County Voter Registration Office or call 1-877-VOTESPA (1-877-868-3772).

For more information about voting, visit our website: www.votesPA.com.

Información en español:

Si le interesa obtener este formulario en español, llame al **1-877-868-3772**.

PENALTY FOR FALSIFYING DECLARATION

Warning: If a person signs an official registration application knowing a statement declared in the application to be false, makes a false registration, or furnishes false information, the person commits perjury.

Perjury is punishable, upon conviction, by a term of imprisonment not exceeding seven years, or a fine not exceeding \$15,000, or both, at the discretion of the court.

Submitting an application containing false information may also subject a person to other penalties, including loss of the right of suffrage, under state or federal law.

Confidentiality

If you decline to register to vote, the fact that you declined will remain confidential, and will be used for voter registration purposes only.

If you register to vote, the office at which you register will remain confidential and will be used for voter registration purposes only.

County Voter Registration Office addresses

Mail or deliver your voter registration application to the office in your county.

Adams

117 Baltimore St
Rm 106
Gettysburg PA 17325
(717) 337-9832

Allegheny

542 Forbes Ave
Ste 609
Pittsburgh PA 15219-2913
(412) 350-4500

Armstrong

Administration Bldg
450 E Market St
Ste 207
Kittanning PA 16201
(724) 548-3222

Beaver

810 Third St
Beaver PA 15009
(724) 770-4440

Bedford

200 S Juliana St
3rd Fl
Bedford PA 15522
(814) 623-4807

Berks

633 Court St
1st Fl
Reading PA 19601
(610) 478-6490

Blair

423 Allegheny St
Ste 043
Hollidaysburg PA 16648-2022
(814) 693-3150

Bradford

6 Court St
Ste 2
Towanda PA 18848
(570) 265-1717

Bucks

55 E Court St
Doylestown PA 18901-4318
(215) 348-6163

Butler

PO Box 1208
Butler PA 16003
(724) 284-5308

Cambria

200 S Center St
Ebensburg PA 15931
(814) 472-1464

Cameron

20 E Fifth St
Emporium PA 15834-1469
(814) 486-9321

Carbon

76 Susquehanna St
PO Box 170
Jim Thorpe PA 18229-0170
(570) 325-4801

Centre

420 Holmes St
Willowbank Office Bldg
Bellefonte PA 16823-1486
(814) 355-6703

Chester

601 Westtown Rd
Ste 150
PO Box 2747
West Chester PA 19380-0990
(610) 344-6410

Clarion

330 Main St
Rm 103
Clarion PA 16214
(814) 226-4000 Ext 2205

Clearfield

212 E Locust St
Ste 106
Clearfield PA 16830
(814) 765-2642 ext 5053

Clinton

232 E Main St
Garden Bldg
3rd Fl
Lock Haven PA 17745-1385
(570) 893-4019

Columbia

PO Box 380
Bloomsburg PA 17815-0380
(570) 389-5640

Crawford

903 Diamond Park
Meadville PA 16335
(814) 333-7307

Cumberland

1601 Ritner Highway
Ste 201
Carlisle PA 17013
(717) 240-6385

Dauphin

PO Box 1295
Harrisburg PA 17108-1295
(717) 780-6360

Delaware

Govt Center Bldg
201 W Front St
Media PA 19063-2728
(610) 891-4659

Elk

300 Center St
PO Box 448
Ridgway PA 15853-0448
(814) 776-5337

Erie

140 W 6th St
Rm 112
Erie PA 16501
(814) 451-6276

Fayette

22 E Main St
Public Service Bldg
Uniontown PA 15401
(724) 430-1289

Forest

526 Elm St
Box 3
Tionesta PA 16353
(814) 755-3537

Franklin

157 Lincoln Way East
Chambersburg PA 17201-2211
(717) 261-3886

Fulton

116 W Market St
Ste 205
McConnellsburg PA 17233
(717) 485-6872

Greene

93 E High St
Rm 102
Waynesburg PA 15370
(724) 852-5230

Huntingdon

Bailey Building
233 Penn St
Huntingdon PA 16652-1486
(814) 643-3091 Ext 205

Indiana

825 Philadelphia St
Indiana PA 15701-3934
(724) 465-3852

Jefferson

155 Main St
Jefferson Place
Brookville PA 15825-1269
(814) 849-1693

Juniata

1 N Main St
PO Box 68
Mifflintown PA 17059
(717) 436-7706

Lackawanna

2400 Stafford Ave
PO Box 4524
Scranton PA 18505
(570) 963-6737

Lancaster

150 N Queen St
Ste 117
Lancaster PA 17603-3562
(717) 299-8293

Lawrence

430 Court St
New Castle PA 16101
(724) 656-2161

Lebanon

400 S 8th St
Municipal Bldg
Rm 209
Lebanon PA 17042
(717) 228-4428

Lehigh

17 S 7th St
Allentown PA 18101-2401
(610) 782-3194

Luzerne

20 N Pennsylvania Ave
Ste 207
Wilkes-Barre PA 18701
(570) 825-1715

Lycoming

48 W Third St
Williamsport PA 17701-9536
(570) 327-2267

McKean

500 W Main St
Courthouse
Smethport PA 16749
(814) 887-3203

Mercer

5 Courthouse
Mercer PA 16137-1227
(724) 662-7542

Mifflin

20 N Wayne St
Lewistown PA 17044
(717) 248-6571

Monroe

One Quaker Plaza
Rm 105
Stroudsburg PA 18360
(570) 517-3165

Montgomery

Voter Services
PO Box 311
Norristown PA 19404-0311
(610) 278-3280

Montour

29 Mill St
Danville PA 17821
(570) 271-3002

Northampton

670 Wolf Ave
Easton PA 18042
(610) 829-6260

Northumberland

320 N 2nd St
Ste 1
Sunbury PA 17801
(570) 988-4208

Perry

PO Box 37
New Bloomfield PA 17068
(717) 582-2131 ext 4110

Philadelphia

520 N Columbus Blvd
Philadelphia PA 19123-4295
(215) 686-1590

Pike

506 Broad St
Milford PA 18337
(570) 296-3427

Potter

1 N Main St
Ste 204
Coudersport PA 16915
(814) 274-8467

Schuylkill

420 N Centre St
Pottsville PA 17901
(570) 628-1467

Snyder

PO Box 217
Middleburg PA 17842-0217
(570) 837-4207

Somerset

300 N Center Ave
Ste 340
Somerset PA 15501
(814) 445-1549

Sullivan

245 Muncy St
PO Box 157
Laporte PA 18626
(570) 946-5201

Susquehanna

PO Box 218
105 Maple St
Montrose PA 18801
(570) 278-6697

Tioga

118 Main St
Wellsboro PA 16901
(570) 723-8230

Union

155 N 15th St
Lewisburg PA 17837-8822
(570) 524-8681

Venango

1174 Elk St
PO Box 831
Franklin PA 16323-0831
(814) 432-9514

Warren

204 4th Ave
Danville PA 16365
(814) 728-3406

Washington

100 W Beau St
Rm 206
Washington PA 15301
(724) 228-6750

Wayne

925 Court St
Honesdale PA 18431
(570) 253-5978

Westmoreland

2 N Main St
Ste 109
Greensburg PA 15601
(724) 830-3150

Wyoming

1 Courthouse Sq
Tunkhannock PA 18657
(570) 996-2226



York

28 E Market St
York PA 17401-1579
(717) 771-9604

For a listing of available email addresses, go to www.votesPA.com/county.

Pennsylvania Voter Registration Application

Print your name	1	Last name _____ Jr Sr II III IV
		First name _____ Middle name or initial _____

Eligibility <small>If you answer "No" to either question, you cannot register to vote.</small>	2	Are you a citizen of the U.S.? <input type="checkbox"/> Yes <input type="checkbox"/> No	 
		Will you be 18 years or older on or before election day? <input type="checkbox"/> Yes <input type="checkbox"/> No	

Reason	3	<input type="checkbox"/> New registration	<input type="checkbox"/> Change of name	<input type="checkbox"/> Change of address
		<input type="checkbox"/> Change of party	<input type="checkbox"/> Federal or State employee registering in county of last residence	

About you <small>Phone and email are optional and used if information is missing on this form.</small>	4	Birth date _____ Sex <input type="checkbox"/> M <input type="checkbox"/> F Race (optional) _____
		Phone _____ Email _____

Your address <small>If you do not have a street address or a permanent residence, or are a student, see the instructions.</small>	5	Address (not P.O. Box) _____ Apt. number _____
		City/Town _____ State PA Zip Code _____
		Municipality _____ County _____
		<input type="checkbox"/> I do not have a street address or permanent residence (use map on back)


The address where you receive mail	6	<input type="checkbox"/> Same as above	Address or P.O. Box _____
		City/Town _____ State _____ Zip Code _____	

Identification <small>If you have a PennDOT number, you must use it. If not, please provide the last four digits of your Social Security number. See <i>Verifying your identity</i>.</small>	7	PA driver's license or PennDOT ID card number _____
		Last four digits of your Social Security number _____ X X X - X X -
		<input type="checkbox"/> I do not have a PA driver's license or a PennDOT ID card or a Social Security number.

Political party <small>To vote in a primary, you must register with either the Democratic or Republican party.</small>	8	<input type="checkbox"/> Democratic <input type="checkbox"/> Republican <input type="checkbox"/> Green <input type="checkbox"/> Libertarian <input type="checkbox"/> None (No Affiliation)
		<input type="checkbox"/> Other _____

Voting assistance	9	<input type="checkbox"/> I require help to vote. I need this kind of assistance: _____
		<input type="checkbox"/> I require language help. My preferred language is: _____

If your name or address has changed <small>Skip if this is the first time you are registering to vote.</small>	10	Name on previous registration _____
		Full previous address and county _____
		PA Voter No. (if available) _____ Year _____

Declaration	11	I declare that: <ul style="list-style-type: none"> I am a United States citizen and will have been a citizen for at least one month on the day of the next election. I will be at least 18 years old on the day of the next election. I will have lived at the same address in Section 5 for at least 30 days before the election. I am legally qualified to vote. I affirm that this information is true. I understand that this declaration is the same as an affidavit, and, if this information is not true, I can be convicted of perjury, and fined up to \$15,000, jailed for up to seven years, or both.	Signature or mark  Print name _____ Today's date _____
--------------------	----	---	---

Help with this form <small>Fill in if someone helped you with this form or witnessed you make a mark for your signature.</small>	12	Name of assistant _____
		Address _____
		Phone _____ Signature of assistant _____

Be a poll worker

If you check either of these boxes, your county voter registration office will contact you.

13

I would like to be a poll worker on Election Day.

I would like to be a bilingual interpreter on Election Day. I speak this language: _____

Instructions for Section 5:

How to show your address on a map

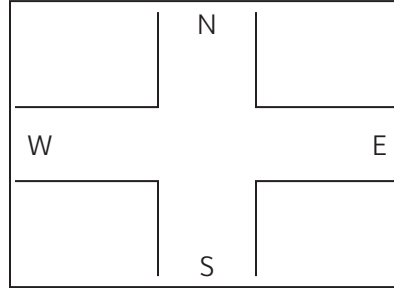
If you live in a rural area and do not have a street address, use the map to the right to show where you live, with landmarks and road names.

If you are homeless, use the map to the right to show where you spend most of your time.

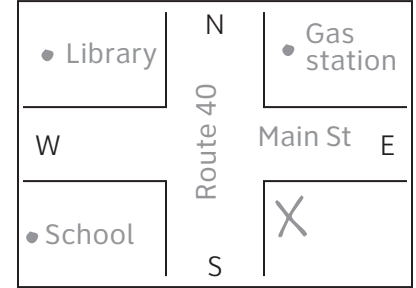
How to fill in the map:

- Write the names of the roads or streets nearest to where you live.
- Draw an X to show where you live.
- Use a dot to show the location of landmarks, such as schools, churches, or stores, and identify them by name.

Draw your map here.



Example map. Do not use this map.



Fold here first

Your address



Place first-class stamp here

Your County Voter Registration Office address:

Fold here second

Fold, moisten shut, and mail to your County Voter Registration Office.

Do not use staples.

County Voter Registration Office addresses are listed on page 2.



Pennsylvania Voter Registration Application